

# GROß-GERAU COUNTY



**INNOVATIONSRAUM  
Kreis Groß-Gerau**  
Forschung • Entwicklung • Vielfalt

## GROß-GERAU COUNTY AN ECONOMIC LOCATION WITH PROMISING FUTURE PROSPECTS



The south Hessian county of Groß-Gerau belongs to the economically strong Frankfurt-Rhine-Main metropolitan area with its 14 cities and municipalities. In rankings and studies, the county regularly receives high marks Germany-wide in terms of research and development. With currently more than 270,000 residents and a rate of growth of 6.3% between 2012 and 2017, the county is expected to remain an area of influx. 80,000 students pursuing the promising STEM subjects of the surrounding universities and colleges also means continuous qualified, young workers.

The location offers ideal transport connections through 12 Autobahn junctions and the proximity to the traffic hub Frankfurter Kreuz (A3/A5). Quick access to Frankfurt Airport, which borders the county, as well as the freight ports Gernsheim and Ginsheim-Gustavsburg significantly underscore why Groß-Gerau county came in at an exceptional 5th place in the ranking of international multimodal accessibility.

## DIVERSITY AND A ZEST FOR LIFE ALONG THE RHINE AND MAIN

With both of Hesse's largest nature reserves, Groß-Gerau county forms the "green lung" of the Rhine-Main area. 33% of recreational areas are in the form of the woods, water, and outdoor areas throughout the county. Whether you're paddling along the rivers, relaxing at one of the numerous swimming lakes, discovering the landscape while riding along the well-developed bicycle paths, or golfing at one of the three 18-hole courses, anything is possible here.

**„Groß-Gerau county is a pioneer in the area of research and development. Every sixth Hessian employee in R&D works here. And a quarter of all investments made in Hesse are made in this area. I mean, those are strong arguments for a region.“**

**Thomas Will, Chief  
County Commissioner Groß-Gerau**

The county has already received awards for its exceptional services offered to start-ups, who are provided with optimal conditions with the Technology, Innovation, and Foundation Center (Technologie-, Innovations- und Gründungszentrum).

**„Having always been characterized by the influx of numerous nationalities, people from all over the world feel comfortable and at home here.“**

**Sedef Yıldız, Integration  
Commissioner Groß-Gerau County**

### Key Figures

POPULATION 2018  
CHANGE SINCE 2013

274,526  
+6.7%

EMPLOYEES 2018  
CHANGE SINCE 2013

100,696  
+14.4%

UNEMPLOYMENT RATE  
JUNE 2019

4.6%

GDP 2017

€ 12,356 M  
€ 97,746

GDP 2017 PER WORKER

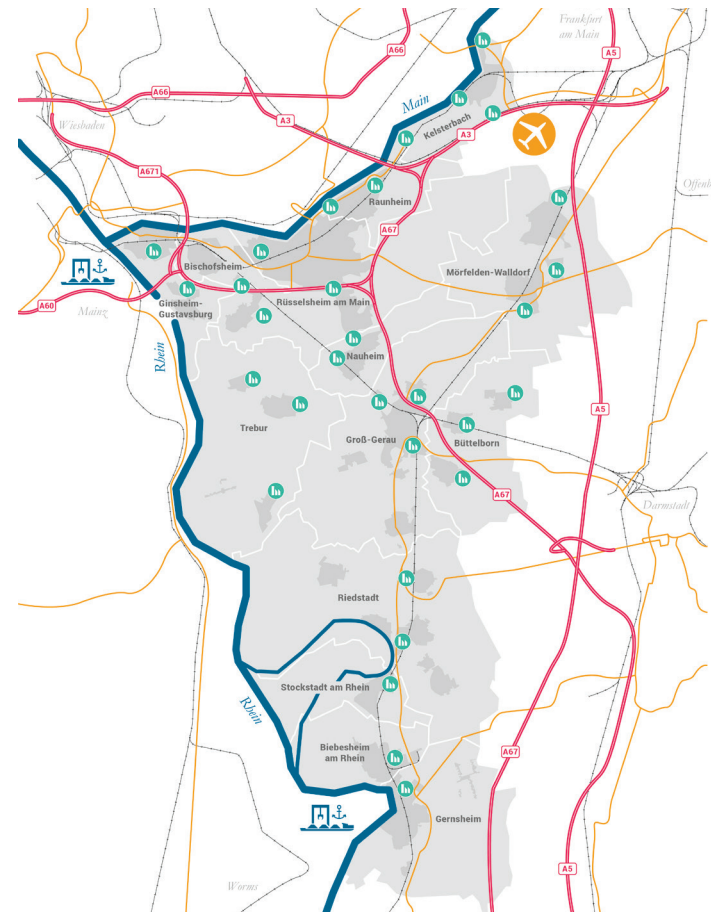
102.3







PURCHASING POWER INDEX  
2018

# GROß-GERAU COUNTY



**INNOVATIONSRAUM  
Kreis Groß-Gerau**  
Forschung • Entwicklung • Vielfalt



	Business park
	Airport
	Harbour
	Railway track
	Motor way
	A-Road

## CONTACT

Kreis Groß-Gerau  
Wirtschaft und Energie  
Wilhelm-Seipp-Str. 4  
64521 Groß-Gerau

06152 989251  
[wirtschaftsfoerderung@kreisgg.de](mailto:wirtschaftsfoerderung@kreisgg.de)  
[www.kreisgg.de](http://www.kreisgg.de)



**Der Kreis  
Groß-Gerau**